Year 7 Art Knowledge Organizer

Term One – Colour, Shape and Form.

Term Two – Line, Texture and Pattern.

Term Three – Structure, Shape and 3D Form.









Colour Theory

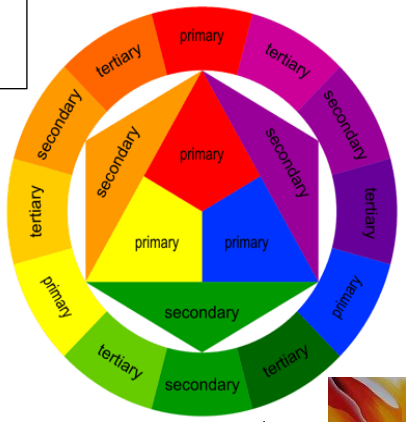

Primary	Secondary
Red + Yellow	= orange
Red + Blue	= Purple
Blue + Yellow	= Green

Tertiary colours = primary colours mixed with secondary colours.

Complementary colours are colours that are on the opposite sides of the colour wheel they make each other look brighter and louder.

Harmonious colours are those next to each other on the colour wheel, these colours work well as a team.

Warm colours are colours on the red side of the wheel – reds, oranges, yellows, some purples and browns.

Cool colours are those on the blue side of the wheel – blues, greens, some purples and greys.








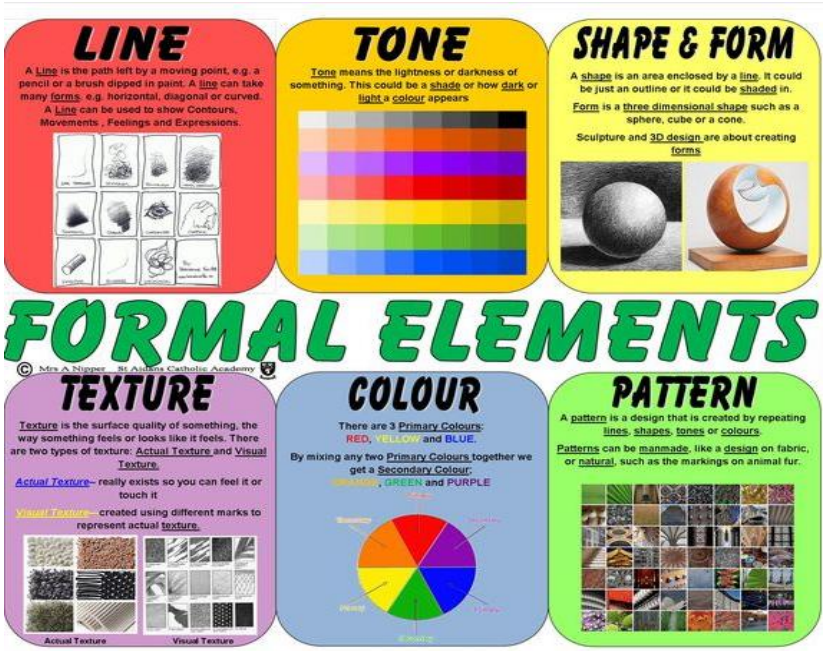



Key Terms

Formal elements – the parts that make a piece of artwork – see below.

Line – A mark made by a pencil or brush. It can be straight, horizontal, diagonal, curved and of any length.

Shape – A shape is an area enclosed by a line. It can be geometric or irregular and can be an outline or be shaded in.

Form – Form is a 3D shape. Sculpture and 3D design create forms.

Tone – the lightness or darkness of something. Tones are created by the way light falls on a 3D object. The lightest areas are called the highlights, the darkest areas are the shadows.

Texture – this is the way something looks or feels. You can create the illusion of texture by using different marks, tones and shadows.

Pattern – is created by repeating a line, shape, tone or colour. This can be made of simple or complicated shapes.