

Year 8 Art

Knowledge Organizer

Term One – Human Figure.

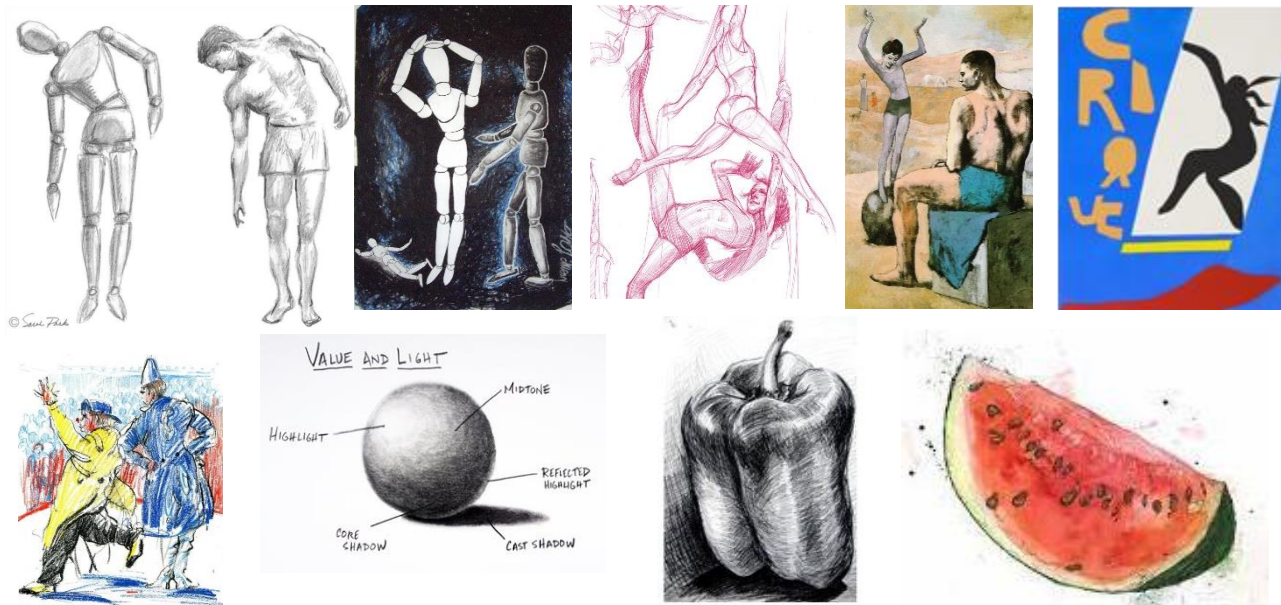
Artists – Matisse, Knight, Picasso at the circus.

Term Two – Still Life; Fruits and vegetables.



Artists – Emma Dibben.

Term Three – Pop Art.

Artists – Roy Lichtenstein, Romero Britto.



A 'Still Life' is a work of art containing inanimate objects that is, objects that don't breathe. Artists paint these things to improve and practise their art skills and because they think the arrangements are beautiful. Traditionally still lifes contain hidden messages to do with human life and death. Objects can also be chosen to represent wealth, education and intellect. Some still lifes are so perfect they look like photographs, others explore the shapes and forms depicted.



Key Terms

Human Form – The human body

Still Life – A collection of inanimate objects that artists work from making observational drawings

Value – How light or dark something is on a tonal scale.

Portrait – a representation of a face

Abstraction – To change the way something is shown, to simplify, to evoke a feeling, show emotion and movement.

Detail – a close up or small section of a larger art work

Blending – To move from one colour, tone or shade into another smoothly.

Collage – To work with or to add paper/texture to the working surface.

Relief – Art work that has a slightly raised surface.

Composition – how art works are organised – foreground, background, use of light, colour, line, shape, form etc.

Gridding up/enlarge – To make bigger using a grid.

Cartoon – an art form that uses bright flat colours, black lines and movement and sound lines.

Benday dots – Like pixels but round - used to create light and shade in a colour.